



Hello Cypress Woods Families!

Please see below for our school's arrival and dismissal procedures, including special directions for the **first two days** of school. Knowing this information will help arrival and dismissal run as smooth as possible. See everyone tomorrow for the first day of school!!

We are EXCITED to see all of our Eagles!

Scott Stevens
Principal
Cypress Woods Elementary

First TWO Days of School!!

- Parents will be able to walk their child to the classroom on the first two days of school. However, we highly encourage parents to only walk their child to the building doors on the second day of school or even allow them to walk themselves. Parents will not be permitted to walk his/her child after the 8:45 tardy bell.
- Beginning on Monday, August 14, parents **will not** be permitted to walk students to class. We will have plenty of staff during the first two weeks of school to help our Eagles find their classrooms.
- **PLEASE BE SURE YOUR CHILD KNOWS HOW HE/SHE WILL BE GETTING HOME FROM SCHOOL EACH DAY!!!**



STUDENT HOURS ARE FROM 8:45am - 2:55pm


Kindergarten - Fifth Grade Morning Arrival by Car/Walking/Bike

- When students arrive on campus they will sit on the benches in the front of the school under the yellow awning. Students may NOT be dropped off BEFORE 8:15. Supervision will begin in the car circle at 8:15am.
- Walkers and bike riders may walk down the sidewalk in the front of the school and enter the campus through the blue doors at the end of yellow awning. Parents are not permitted past the gate (near PreK) on the west side of the campus.
- If a student would like breakfast, he/she will visit the cafeteria between the hours of 8:15-8:40.
- Staff will be on campus to assist students getting to class each day.

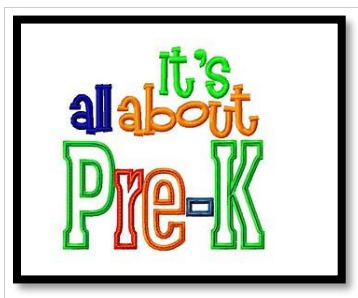
How Can Parents Help with Arrival?

**WE NEED YOUR PATIENCE AND SUPPORT IN THE CAR LINE!
SAFETY IS OUR FIRST PRIORITY!**

- Make sure your child arrives to school each day between 8:15-8:45. Please be patient as our car line will be busy and long the first few days of school.
- If you are driving to campus you must use the car line for drop off. **Parking and walking up will not be permitted (after the first two days of school).** This is for the safety of all students!



- Make sure that your child is seated on the passenger side of the car so that he/she can safely get out of the car once in the unloading area. **Kindergarten parents: please practice having your child buckle and unbuckle themselves.**
- A safety patrol will open the car door to allow your child to get out of the car in the morning.
- **Parents MUST stay in the car while in the car line.**
- Please DO NOT try to pass another car unless you are directed to do so by a staff member.
- If you are riding a bike or walking with your child to school, please stop at the PreK gate on the west side of campus and allow your child to continue walking or walking their bike along the sidewalk to enter the campus.




Pre-K Arrival and Dismissal

PRE-K ARRIVAL PROCEDURES

- Pre-K parents will pull up to the Pre-K building between 8:30-8:45.
- Make sure all your child's materials are in his/her backpack.
- Parents will walk their child to the front of the Pre-K building and drop their child off with one of the staff members outside who will then walk your child into the classroom.
- Parents will sign their child in each morning at the table outside of the building.
- If you have other children (K-5) to drop off, please utilize the car line or have them walk along the walker/bike rider sidewalk to enter the campus immediately.

PRE-K DISMISSAL PROCEDURES

- Pre-K dismissal begins at 2:30
- Pre-K parents will park in the same area as drop off in the morning.
- Pre-K parents will sign their child out and a staff member will bring your child to you.



- After picking up your child, please go directly to your car and exit the campus.
- If you have siblings, please enter the front car circle line (K-2) or the back car line (3-5). **DO NOT HAVE YOUR K-5 CHILD WALK TO THE PRE-K BUILDING.**

[How Will Your Child Go Home?](#)

Please click here to complete the survey for how your child will be going home. By completing this quick survey, it will help us be organized during the dismissal process.



Front Car Line Dismissal (Kindergarten - Second Grade and their older siblings)

- Kindergarten - Second Grade **and their older siblings** will be picked up in the front car line.
- Students will be sitting on the benches under the yellow awning to wait for their name to be called when a parent is in the loading area.
- For the first week of school or so we will begin calling students for the front car line beginning 2:45-2:50.
- Make sure to have your child's name and grade level on a hanging tag. If you don't have a tag yet, please use a large piece of paper until we can give you one during the first week of school.
- **Parking and walk ups WILL NOT be permitted during dismissal. For the safety of our students, we cannot have parents congregating in the front of the school. You will be directed to your car and asked to enter the car circle line.**
- Please be sure your child can safely load from the PASSENGER side of the car AND buckle his/her seat belt.
- **Parents must stay in their car while in the car circle.**

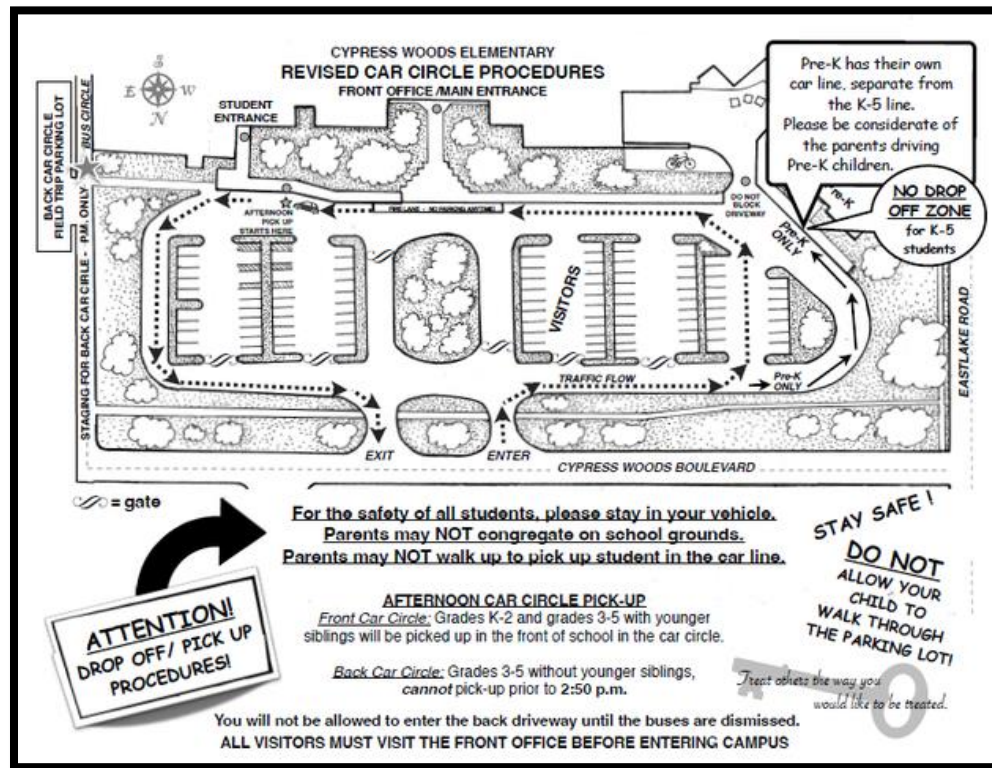
**THE CAR LINE WILL BE LONG AND WILL TAKE TIME TO LOAD.
SAFETY IS OUR TOP PRIORITY SO PLEASE BE PATIENT WITH US!**



Back Car Line Dismissal (Grades 3-5)

- Students in Grades 3-5 will be picked up in our bus circle area on the east side of campus.
- Parents are asked to line up on the right side of the road to allow buses to enter the bus circle first.
- Buses will be loaded and dismissed BEFORE we begin the back car line. This could take some time the first week or so of school.
- Students will be staged in the car loading area and called to their car once in loading area.
- Make sure to have your child's name and grade level on a hanging tag. If you don't have a tag yet, please use a large piece of paper until we can give you one during the first week of school.
- **Parking and walk ups WILL NOT be permitted. The back car line is located within the secure perimeter of our campus so no parents will be allowed to walk up.**
- Please be sure your child can safely load from the PASSENGER side of the car.
- **Parents must stay in their car while in the car circle.**

Please see the car line map below!



Bus Riders

A few reminders for our bus riders:

- Make sure your child is at the bus stop 10 minutes prior to the assigned pick-up time.
- Remind your child that there will be assigned seats and students are expected to sit in his/her assigned seat every day.
- If you have multiple children riding the bus, the driver may ask for siblings to sit together.
- Students are expected to adhere to bus rules at all times.



If you live more than 2 miles from the school and need to request a bus stop for your child, please email our front office clerk, Becky Gesualdo, gesualdor@pcsb.org. She will request a stop for your child through our transportation department. This could take up to a week, so plan accordingly.

Parents of bus riders are encouraged to sign up for bus bulletin. Bus bulletin is a system that Pinellas County Schools uses to communicate transportation issues with schools and families. If you sign up, you will receive information regarding any changes to your child's route. The information could include a late pickup, a substitute driver, a change in route, or a number of other things. This is a great way to stay connected to transportation without having to call. Please see directions for signing up at the link below.

